

# Plastic-bodied safety switches I88-AHDB

For installation to hinged axis  
Protection class IP 65



Designation

**Part number**

Circuit diagram

⊕ Forced disconnect to

IEC 947-5-1 chapter 3

Za: not galvanically separated contacts

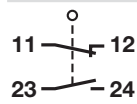
Zb: galvanically separated contacts

Slow make & break/snap-action

Internal seal (iw)/external seal (w)

I88-U1Z AHDB

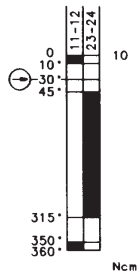
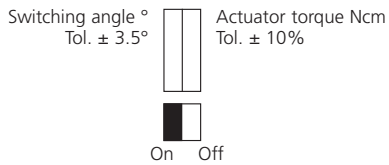
**618.6100.267**



⊕ Zb

●/-

iw



Voltage max.

Permanent current max.

In-rush current complies with standards

IEC 947-5-1 AC 15/DC 13

Switching frequency max.

Mechanical life – number of switching actions

Operating temperature min./max.

Approvals

Weight

Delivery: ex-stock/built to order

500 V AC

10 A

●

50/min.

1 x 10<sup>6</sup>

-30 °C/+80 °C

-22 °F/+176 °F

BG, UL, CSA

0.09 kg/0.20 lb

-/●

All dimensions in mm (inch)

